

# Commodity Currencies Weekly Technicals

Wednesday, 11 September 2013

## Technical Outlook

<p><b>1</b> <b>Technical Analysis</b> Banks Commerzbank</p> <p>Source: Euromoney FX Poll 2012</p> <p>2012  <b>EUROMONEY</b></p>	<p><b>2</b> <b>FICC Technical Analysis Research Team</b> <b>Best FX Research and Strategy</b> Commerzbank</p> <p>Source: The Technical Analyst Magazine Awards 2012</p> <p>2012 </p>	<p><b>2</b> <b>FICC Technical Analysis Research Team – Best FX Research and Strategy</b> Commerzbank</p> <p>Source: Technical Analyst Magazine Awards 2013</p> <p>2013  <b>the technical analyst</b></p>	<p><b>2</b> <b>Technical Analysis</b> Commerzbank</p> <p>Source: Euromoney FX Survey 2013</p> <p>2013  <b>EUROMONEY</b></p>
--	---	---	--

**Axel Rudolph**  
+44 207 475 5721  
axel.rudolph@commerzbank.com



**For important disclosure information please see the end of the document.**

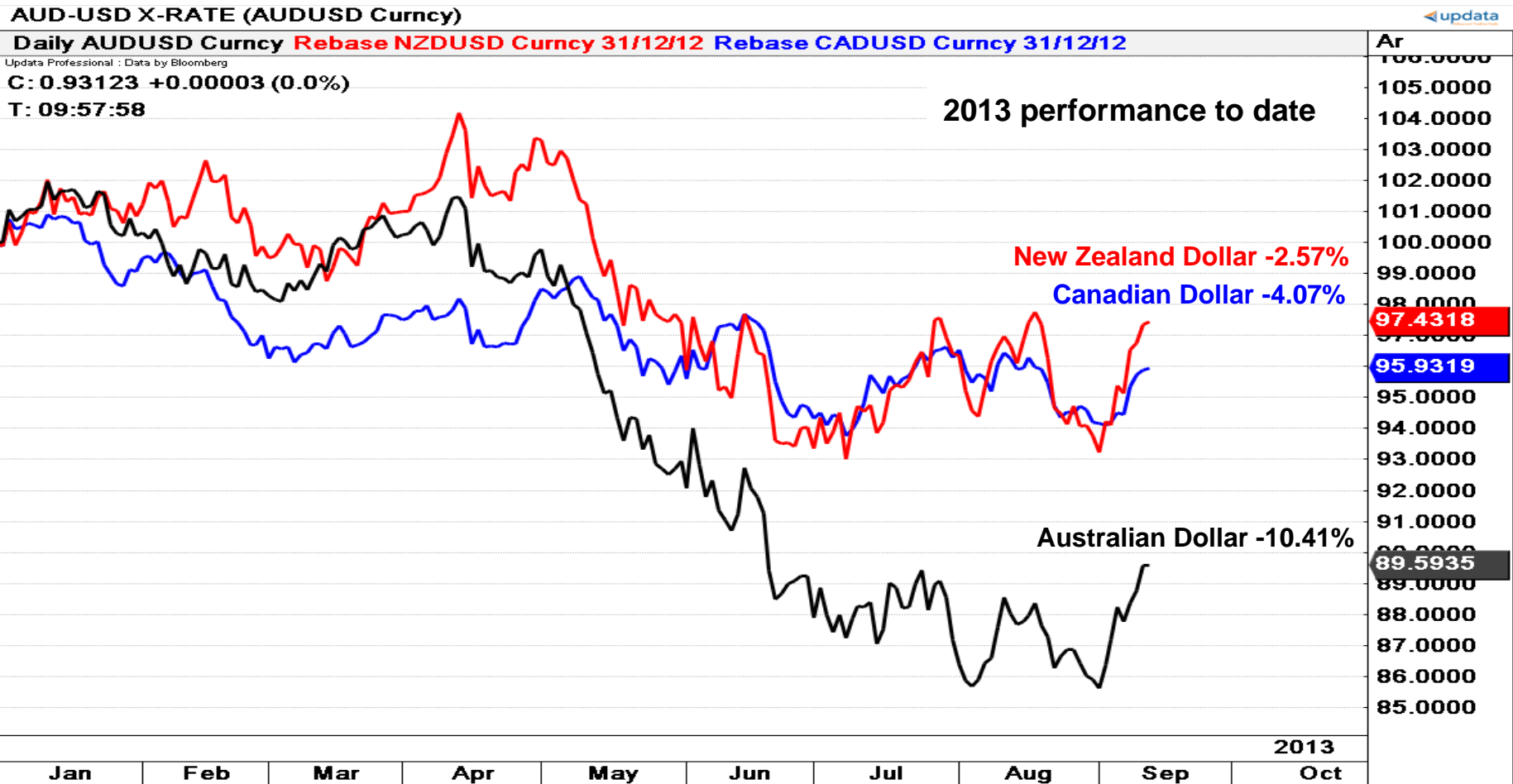
## Technical Outlook

Commodity currencies are appreciating again; thus neutralising our forecasts vs. the greenback

Market	Short term view (1–3 weeks)
NZD/USD:	In view of the sharp rally we have had to neutralise our outlook. The .8106/87 area should cap.
USD/CAD:	Recent failure ahead of the 1.0608/75 resistance area has made us neutralise our forecast.
EUR/AUD:	Nears support at 1.4186/67 but still targets the 1.4000/1.3800 region.
EUR/NZD:	Is getting ever closer to the 1.6327/1.6229 support zone which could hold once again.
EUR/CAD:	Is likely to reach the 1.3600 region around which it could stabilise.

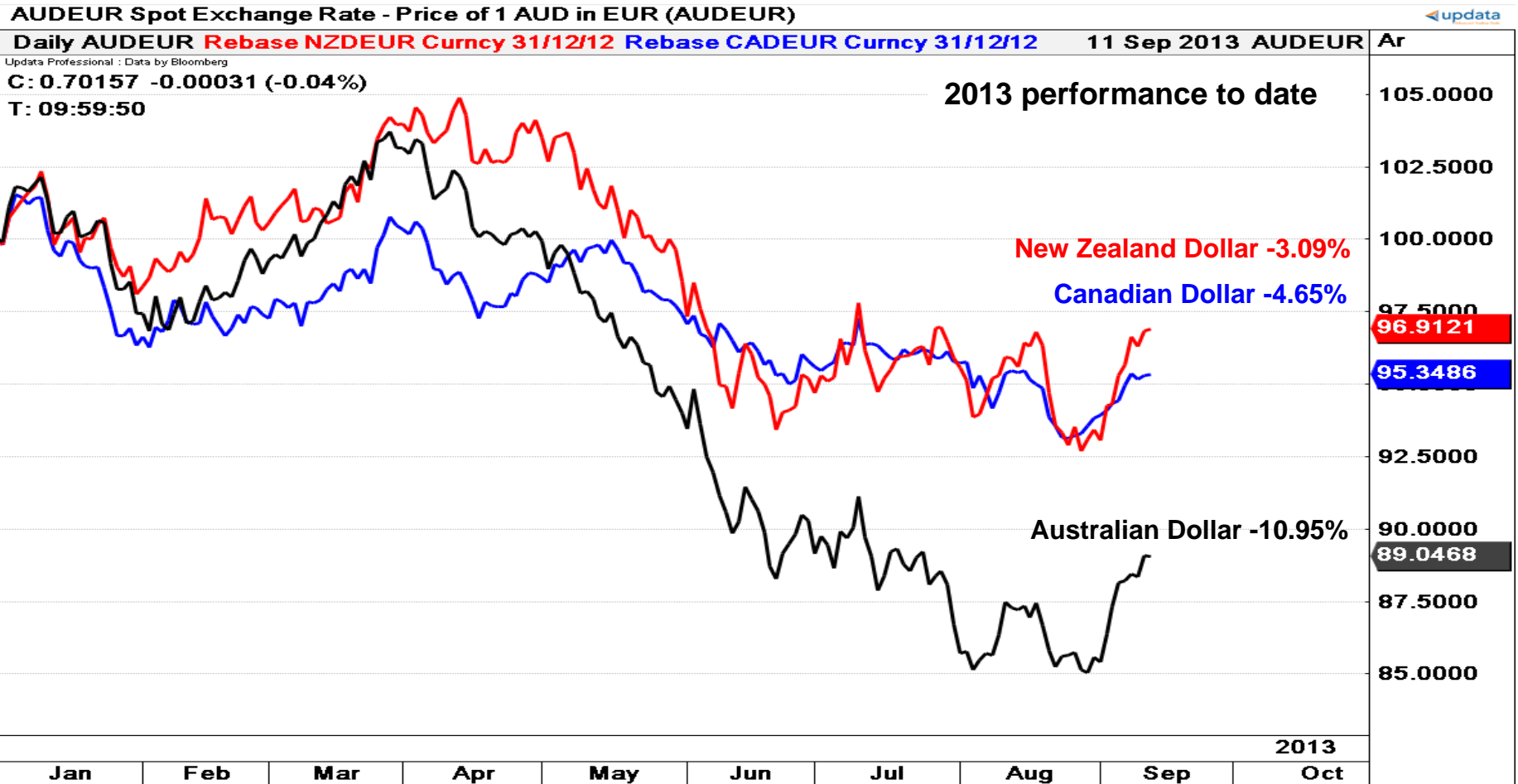
# The Australian, New Zealand and Canadian Dollar vs. the US Dollar

Commodity currencies continue to appreciate versus the US Dollar but only in the short term



# The Australian, New Zealand and Canadian Dollar vs. the Euro

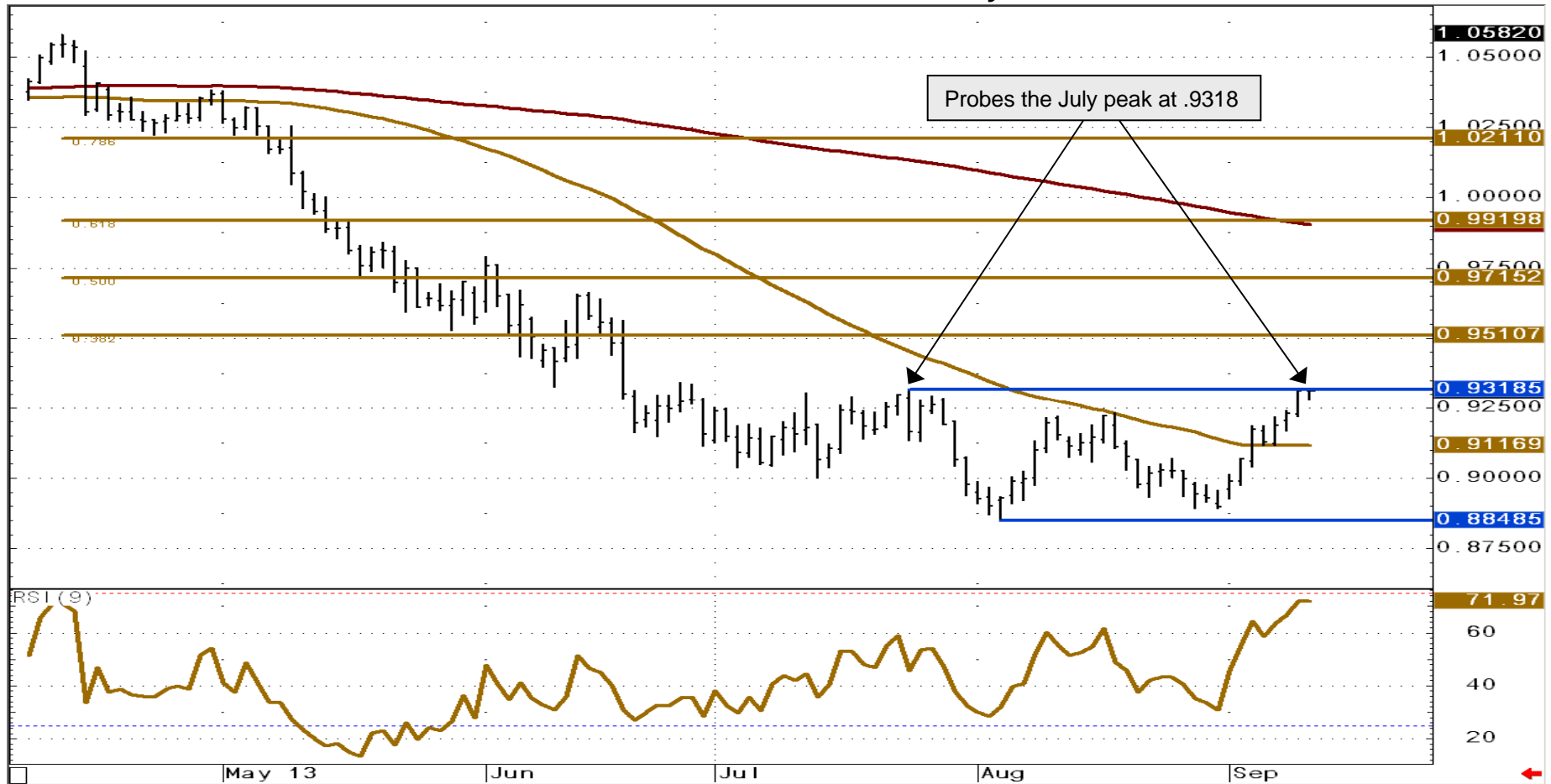
Commodity currencies are still heading higher versus the Euro and continue to look bid



# AUD/USD - Daily Chart

Please see comments in this morning's Daily Market Technicals

AUD/USD Daily Chart



Source: CQG Inc. © 2013 All rights reserved worldwide. <http://www.cqg.com>

Wed Sep 11 2013 10:01:59

# NZD/USD - Daily Chart

In view of the recent sharp rally we have had to neutralise our outlook

- › NZD/USD's swift rally off its .7721 late August low has taken it back to the 2013 resistance line at .8069.
- › In view of the impulsive nature of this rise we feel compelled to neutralise both our short- and medium-term forecasts and allow for the .8106/87 resistance area to be retested. It is made up of the July peak, August high and the 200 day moving average at .8187 **and it should cap.**
- › Should this not be the case, a bottom will have been formed with the 61.8% Fibonacci retracement of the April-to-June decline at .8298 being targeted. This is not our preferred scenario, though.
- › Instead we expect the currency pair to run out of steam in the .8106/87 region and for it to then head back down towards the .7721/.7683 major support zone which encompasses the June-to-August lows. If fallen through, our downside target zone, made up of the .7456/.7371 May 2012 low and November 2011 low, will be in focus.

NZD/USD Daily Chart

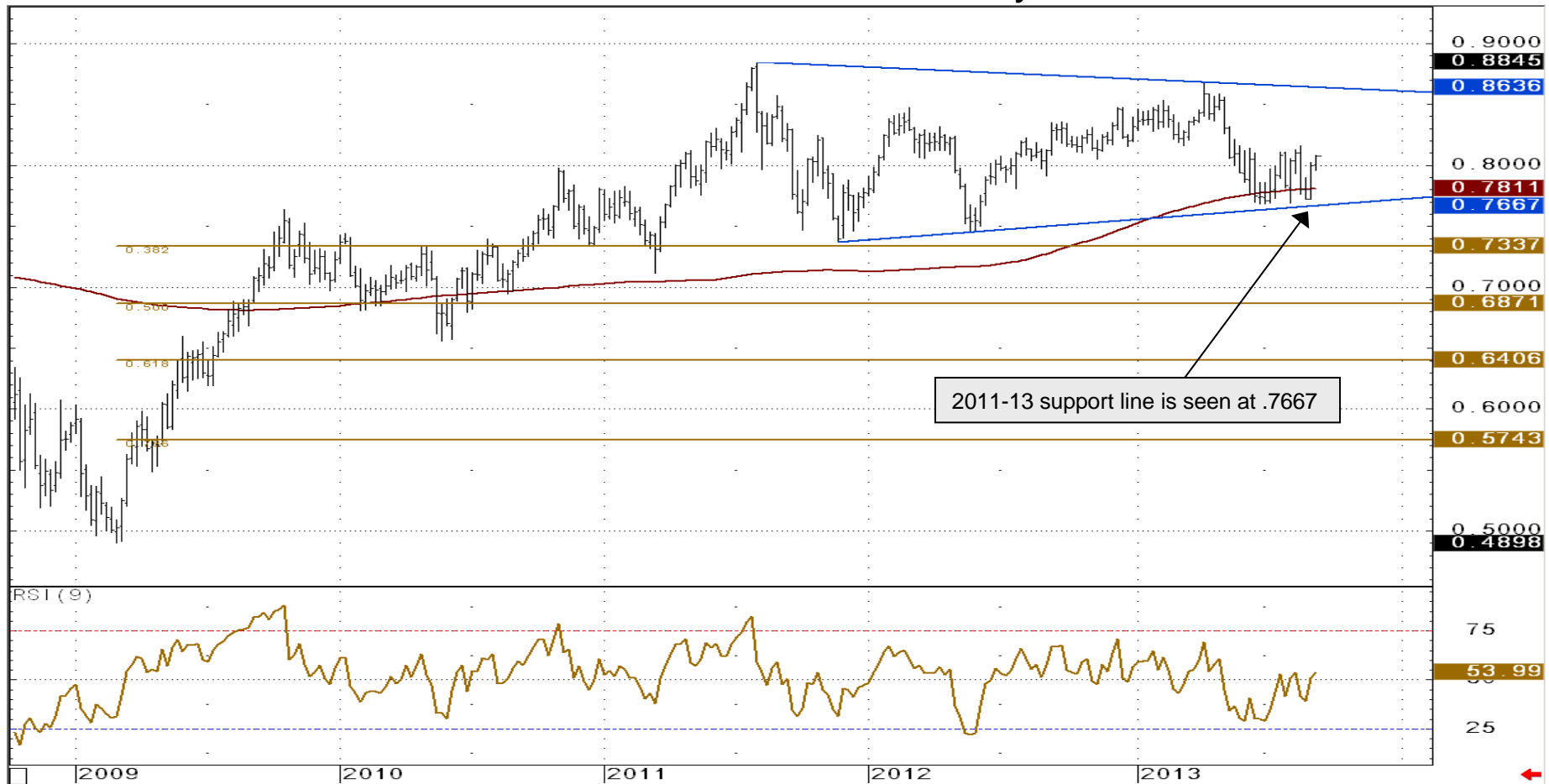


Support	Resistance	1-Week View	1-Month View
.7970/04	.8106/87	➔	➔
.7721/.7683	.8298&.8361		

# NZD/USD - Weekly Chart

Has once again bounced off the 2011-13 support line at .7667

NZD/USD Weekly Chart



Source: CQG Inc. © 2013 All rights reserved worldwide. <http://www.cqg.com>

Wed Sep 11 2013 10:48:13

# USD/CAD - Daily Chart

Recent failure ahead of the 1.0608/75 resistance area has made us neutralise our forecast

- > USD/CAD's inability to reach the 1.0608/75 resistance area (July 2013 high, July and August 2010 highs and the 2011 peak) provoked a sharp sell-off.
- > This is why we have neutralised our short- and medium-term forecasts.
- > Since the support line at 1.0364 is being slipped through further short term weakness remains on the cards.
- > The 1.0295/47 support area could thus be revisited but should then hold. It contains the lows seen in July and mid-August.
- > Only failure at the 1.0247 July low would void our short term now neutral forecast and lead to the 2012-13 support line at 1.0180 and the June low at 1.0135 being targeted instead.

USD/CAD Daily Chart



Support	Resistance	1-Week View	1-Month View
1.0295/47	1.0413/44	➔	➔
1.0200/1.0135	1.0473/1.0568		



# USD/CAD - Weekly Chart

Is still expected to eventually rise above this year's July peak at 1.0608

USD/CAD Weekly Chart



Source: CQG Inc. © 2013 All rights reserved worldwide. <http://www.cqg.com>

# EUR/AUD - Daily Chart

Nears support at 1.4186/67 but still targets the 1.4000/1.3800 region

- › EUR/AUD remains on track to reach the 1.4167 mid-July low.
- › Below it lies the minor psychological 1.4000 level which, together with the 1.3864/12 mid-June and mid-July lows, represents our medium term downside target.
- › We will retain our bearish outlook for the next few weeks while EUR/AUD stays below its August peak at 1.5034 on a daily chart closing basis. Incidentally this high was made marginally above the July 2010 high at 1.5016.
- › Only if a daily chart close above 1.5034 were to be made, would the May 2010 peak at 1.5463 be targeted instead. This is not on the cards, however, and instead further weakness should be seen.
- › Resistance can be seen between the 1.4416 June high and the 55 day moving average at 1.4482.

EUR/AUD Daily Chart



Support	Resistance	1-Week View	1-Month View
1.4186/67	1.4416/82	➔	➔
1.3938/1.3864	1.4996/1.5034		

# EUR/AUD - Weekly Chart

Has been rejected by the July 2010 high at 1.5016

EUR/AUD Weekly Chart



Source: CQG Inc. © 2013 All rights reserved worldwide. <http://www.cqg.com>

# EUR/NZD - Daily Chart

Is getting ever closer to the 1.6327/1.6229 support zone which could hold once more

- › EUR/NZD is still drifting lower towards the 1.6327/1.6229 August and July lows.
- › The 1.6229 July low should be fallen through in the weeks to come with the 200 day moving average at 1.6077 then being back on the map.
- › While EUR/NZD stays above the July low at 1.6229 on a daily chart closing basis, however, the medium term up trend remains intact.
- › Once 1.6229 has been slipped through, however, a major top will have been formed. If so, the March high at 1.5920 will be back in the frame.

EUR/NZD Daily Chart

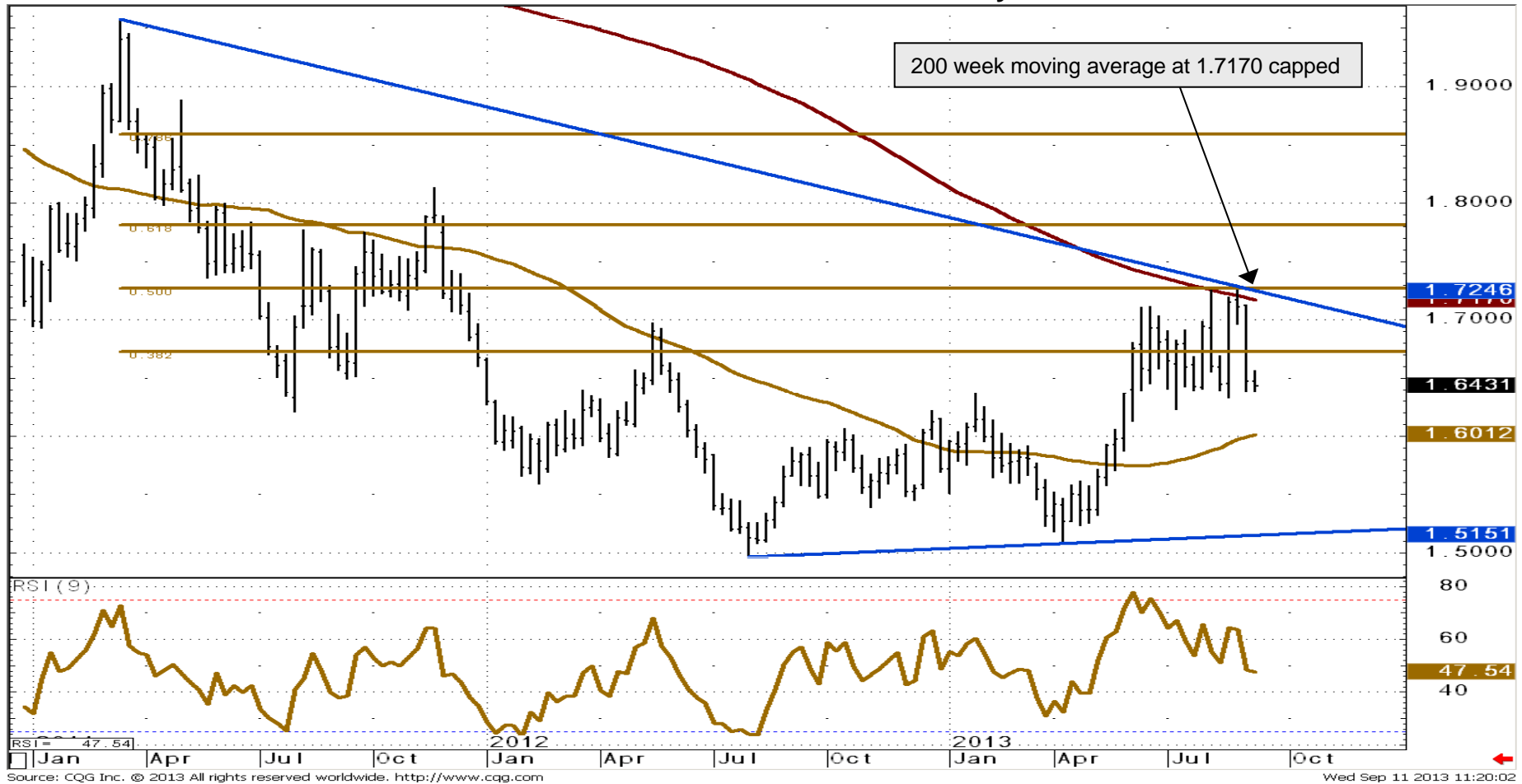


Support	Resistance	1-Week View	1-Month View
1.6327/1.6229	1.6699&1.6917	➔	➔
1.6077&1.5920	1.7111/16		

# EUR/NZD - Weekly Chart

The 200 day moving average and 50% retracement at 1.7170/1.7270 provoked failure

EUR/NZD Weekly Chart



Source: CQG Inc. © 2013 All rights reserved worldwide. <http://www.cqg.com>

# EUR/CAD - Daily Chart

Is likely to reach the 1.3600/1.3525 region around which it could stabilise

- › EUR/CAD has now slipped through the 55 day moving average at 1.3742 and has the 1.3600/1.3525 region in focus. It is comprised of the August low, late July lows, 50% retracement of the April-to-August advance and the March and April highs. As such this support area is likely to hold.
- › A drop through the mid-August low at 1.3664 and last week's low at 1.3650 will mean that an interim top has been formed. Only then will the August low at 1.3600 be back in the picture.
- › Should it be fallen through, the 1.3431 July low and the 200 day moving average at 1.3413 will be targeted as well.
- › While trading above the 1.3413 level our long term bullish forecasts will remain in place, though.
- › Resistance is seen at the 1.3818 June high and around the 1.3923 August 8 peak.

EUR/CAD Daily Chart

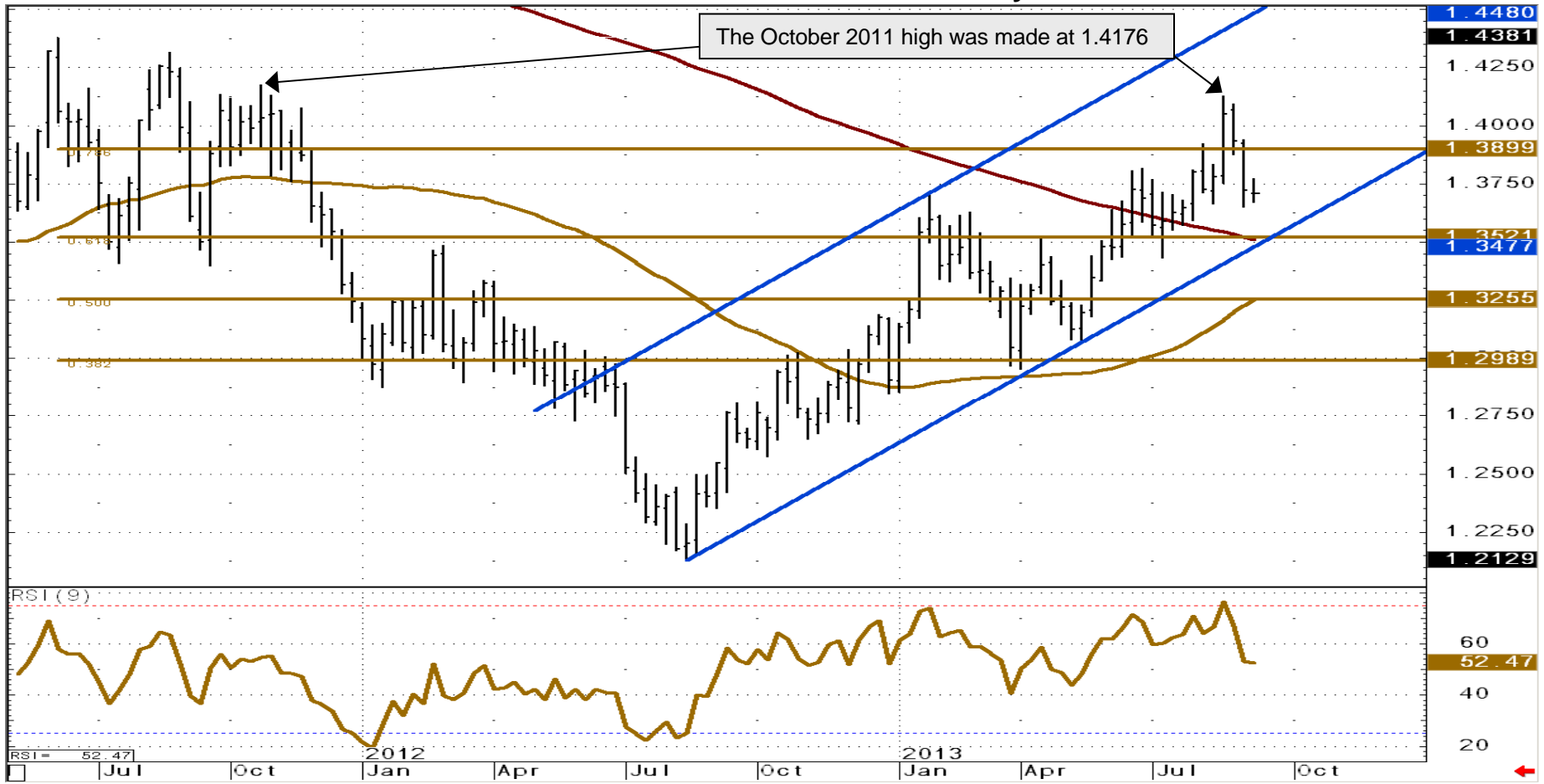



Support	Resistance	1-Week View	1-Month View
1.3664/50	1.3818&1.3923	➔	➔
1.3600/1.3525	1.4128/76		

# EUR/CAD - Weekly Chart

Lost upside momentum slightly below the 1.4176 October 2011 high and is still heading lower

EUR/CAD Weekly Chart





## Other technical analysis reports we publish are:

- Monday:** Daily Market Technicals (FX), Strategic Technical Themes, FX Emerging Markets Technicals;
- Tuesday:** Daily Market Technicals (FX), Bullion Weekly Technicals;
- Wednesday:** Daily Market Technicals (FX), Commodity Weekly;
- Thursday:** Daily Market Technicals (FX), Asian Currencies Weekly Technicals, FX Strategy;
- Friday:** Daily Market Technicals (FX), Fixed Income Weekly Technicals.



# Disclaimer

This document has been created and published by the Corporates & Markets division of Commerzbank AG, Frankfurt/Main or Commerzbank's branch offices mentioned in the document. Commerzbank Corporates & Markets is the investment banking division of Commerzbank, integrating research, debt, equities, interest rates and foreign exchange. The author(s) of this report, certify that (a) the views expressed in this report accurately reflect their personal views; and (b) no part of their compensation was, is, or will be directly or indirectly related to the specific recommendation(s) or views expressed by them contained in this document. The analyst(s) named on this report are not registered / qualified as research analysts with FINRA and are not subject to NASD Rule 2711.

## Disclaimer

This document is for information purposes only and does not take account of the specific circumstances of any recipient. The information contained herein does not constitute the provision of investment advice. It is not intended to be and should not be construed as a recommendation, offer or solicitation to acquire, or dispose of, any of the financial instruments mentioned in this document and will not form the basis or a part of any contract or commitment whatsoever.

The information in this document is based on data obtained from sources believed by Commerzbank to be reliable and in good faith, but no representations, guarantees or warranties are made by Commerzbank with regard to accuracy, completeness or suitability of the data. The opinions and estimates contained herein reflect the current judgement of the author(s) on the data of this document and are subject to change without notice. The opinions do not necessarily correspond to the opinions of Commerzbank. Commerzbank does not have an obligation to update, modify or amend this document or to otherwise notify a reader thereof in the event that any matter stated herein, or any opinion, projection, forecast or estimate set forth herein, changes or subsequently becomes inaccurate.

The past performance of financial instruments is not indicative of future results. No assurance can be given that any opinion described herein would yield favourable investment results. Any forecasts discussed in this document may not be achieved due to multiple risk factors including without limitation market volatility, sector volatility, corporate actions, the unavailability of complete and accurate information and/or the subsequent transpiration that underlying assumptions made by Commerzbank or by other sources relied upon in the document were inapposite.

Neither Commerzbank nor any of its respective directors, officers or employees accepts any responsibility or liability whatsoever for any expense, loss or damages arising out of or in any way connected with the use of all or any part of this document.

Commerzbank may provide hyperlinks to websites of entities mentioned in this document, however the inclusion of a link does not imply that Commerzbank endorses, recommends or approves any material on the linked page or accessible from it. Commerzbank does not accept responsibility whatsoever for any such material, nor for any consequences of its use.

This document is for the use of the addressees only and may not be reproduced, redistributed or passed on to any other person or published, in whole or in part, for any purpose, without the prior, written consent of Commerzbank. The manner of distributing this document may be restricted by law or regulation in certain countries, including the United States. Persons into whose possession this document may come are required to inform themselves about and to observe such restrictions. By accepting this document, a recipient hereof agrees to be bound by the foregoing limitations

# Disclaimer (contd.)

**Additional notes to readers in the following countries:**

**Germany:** Commerzbank AG is registered in the Commercial Register at Amtsgericht Frankfurt under the number HRB 32000. Commerzbank AG is supervised by the German regulator Bundesanstalt für Finanzdienstleistungsaufsicht (BaFin), Marie-Curie-Strasse 24-28, 60439 Frankfurt am Main, Germany.

**United Kingdom:** This document has been issued or approved for issue in the United Kingdom by Commerzbank AG London Branch. Commerzbank AG, London Branch is authorised by Bundesanstalt für Finanzdienstleistungsaufsicht (BaFin) and subject to limited regulation by the Financial Conduct Authority and Prudential Regulation Authority. Details on the extent of our regulation by the Financial Conduct Authority and Prudential Regulation Authority are available from us on request. This document is directed exclusively to eligible counterparties and professional clients. It is not directed to retail clients. No persons other than an eligible counterparty or a professional client should read or rely on any information in this document. Commerzbank AG, London Branch does not deal for or advise or otherwise offer any investment services to retail clients.

**United States:** This document has been approved for distribution in the US under applicable US law by Commerz Markets LLC ("Commerz Markets"), a wholly owned subsidiary of Commerzbank AG and a US registered broker-dealer. Any securities transaction by US persons must be effected with Commerz Markets. Under applicable US law; information regarding clients of Commerz Markets may be distributed to other companies within the Commerzbank group. This report is intended for distribution in the United States solely to "institutional investors" and "major U.S. institutional investors," as defined in Rule 15a-6 under the Securities Exchange Act of 1934. Commerz Markets is a member of FINRA and SIPC.

**Canada:** The information contained herein is not, and under no circumstances is to be construed as, a prospectus, an advertisement, a public offering, an offer to sell securities described herein, solicitation of an offer to buy securities described herein, in Canada or any province or territory thereof. Any offer or sale of the securities described herein in Canada will be made only under an exemption from the requirements to file a prospectus with the relevant Canadian securities regulators and only by a dealer properly registered under applicable securities laws or, alternatively, pursuant to an exemption from the dealer registration requirement in the relevant province or territory of Canada in which such offer or sale is made. Under no circumstances is the information contained herein to be construed as investment advice in any province or territory of Canada and is not tailored to the needs of the recipient. In Canada, the information contained herein is intended solely for distribution to Permitted Clients (as such term is defined in National Instrument 31-103) with whom Commerz Markets LLC deals pursuant to the international dealer exemption. To the extent that the information contained herein references securities of an issuer incorporated, formed or created under the laws of Canada or a province or territory of Canada, any trades in such securities may not be conducted through Commerz Markets LLC. No securities commission or similar regulatory authority in Canada has reviewed or in any way passed upon these materials, the information contained herein or the merits of the securities described herein and any representation to the contrary is an offence.

**European Economic Area:** Where this document has been produced by a legal entity outside of the EEA, the document has been re-issued by Commerzbank AG, London Branch for distribution into the EEA.

**Singapore:** This document is furnished in Singapore by Commerzbank AG, Singapore branch. It may only be received in Singapore by an institutional investor as defined in section 4A of the Securities and Futures Act, Chapter 289 of Singapore ("SFA") pursuant to section 274 of the SFA.

**Hong Kong:** This document is furnished in Hong Kong by Commerzbank AG, Hong Kong Branch, and may only be received in Hong Kong by 'professional investors' within the meaning of Schedule 1 of the Securities and Futures Ordinance (Cap.571) of Hong Kong and any rules made there under.

**Japan:** Commerzbank AG, Tokyo Branch is responsible for the distribution of Research in Japan. Commerzbank AG, Tokyo Branch is regulated by the Japanese Financial Services Agency (FSA).

**Australia:** Commerzbank AG does not hold an Australian financial services licence. This document is being distributed in Australia to wholesale customers pursuant to an Australian financial services licence exemption for Commerzbank AG under Class Order 04/1313. Commerzbank AG is regulated by Bundesanstalt für Finanzdienstleistungsaufsicht (BaFin) under the laws of Germany which differ from Australian laws.

© Commerzbank AG 2013. All rights reserved. Version 9.14

**Commerzbank Corporates & Markets**

<b>Frankfurt</b> Commerzbank AG	<b>London</b> Commerzbank AG London Branch	<b>New York</b> Commerz Markets LLC	<b>Singapore Branch</b> Commerzbank AG	<b>Hong Kong Branch</b> Commerzbank AG
DLZ - Gebäude 2, Händlerhaus Mainzer Landstraße 153 60327 Frankfurt	PO BOX 52715 30 Gresham Street London, EC2P 2XY	2 World Financial Center, 31st floor New York, NY 10020-1050 Tel: + 1 212 703 4000	71 Robinson Road, #12-01 Singapore 068895	29/F, Two IFC 8 Finance Street Central Hong Kong
Tel: + 49 69 136 21200	Tel: + 44 207 623 8000		Tel: +65 631 10000	Tel: +852 3988 0988



**Karen Jones**  
Head of FICC Technical Analysis

Tel. +44 207 475 1425  
Mail [karen.jones@commerzbank.com](mailto:karen.jones@commerzbank.com)

**Axel Rudolph**  
Senior Technical Analyst

Tel. +44 207 475 5721  
Mail [axel.rudolph@commerzbank.com](mailto:axel.rudolph@commerzbank.com)

Zentrale  
Kaiserplatz  
Frankfurt am Main  
[www.commerzbank.de](http://www.commerzbank.de)

---

Postfachanschrift  
60261 Frankfurt am Main  
Tel. +49 (0)69 / 136-20  
Mail [info@commerzbank.com](mailto:info@commerzbank.com)